



Be in your best space

Prefab Wellbeing Studios for
Work, Play and Living

www.savanna.studio



Be in your best space

Foreword

The desire to be in your best space is arguably uniquely different for every person in the world.

Whether you are a professional, student, artist or enjoying your retirement; we have all come across a lot of spaces that lack the conditions that we desperately need to support our activities.

For example,

- *A loud office is interruptive*
- *A sterile hobby room is uninspiring*
- *An uncomfortable bedroom is depriving*

The underlying cause comes from some designers and architects not embracing or understanding various expert domains from acoustics to lighting. They see rooms as just volumes of space without much focus on the human needs within them.

The Savanna Studio has been designed with the user in mind from the outset without compromise to truly make it your best space.



Philip Vanhoutte
Co-founder

How did we get here?

Our journey began (way before the 2020 pandemic) realising that many of the workspaces we use are largely unsupportive for knowledge workers. Open plan traditional offices have scored terribly in office satisfaction surveys for years largely due to their inability to support activity-based working – where professionals enjoy spaces and tools essential for their day-to-day work.

We therefore set ourselves the goal to design a durable space platform that is productive, healthy, beautiful and one that inspires.

Beyond the knowledge worker

Recognising that the need for healthy, productive and inspiring spaces doesn't just stop with knowledge workers, we decided to make the Studio a wellbeing building platform suitable for a range of use cases including relaxation and general living.

Our EASI Rituals framework of 'Energise, Author, Share, Interact' ® provided the blueprint of how a Studio space can support the user across a range of activities from work, to play and living.

Embracing nature

It has been well-proven over the last few decades that exposure to nature boosts creativity, productivity, kindness and overall health.

We have been very deliberate to embrace biophilic design both in materials and experiences ensuring that nature is well and truly present.



58%

Is the satisfaction rate of office workers when they need to think creatively

33%

Is the satisfaction rate of office workers about noise levels

49%

Of homeworkers don't have a dedicated closed space to work

Work Well. Play Well. Live Well.



E A S I

The Studio

Introducing the Studio

The Savanna is a modular platform where you are free to create your own personal, healthy and inspiring space for work, play and living.

Fully customisable and built from a carefully selected combination of high performing and sustainable materials, this mass timber structure is fully prefabricated in our modern workshop in Belgium and can be installed in less than a day.

The Studio is an ideal place for knowledge workers, hobbyists or those that simply seek a haven for relaxation. It welcomes anybody that values spaces where they can feel at ease, be productive and healthy.

It is a response to a lot of the spaces we occupy at home, work or elsewhere that aren't built with our physiological and psychological needs in mind.

In designing the Studio, we applied the EASI framework which spans 4 key activities that people typically perform for leisure and work and have matched these with an environment that fully supports them.

Each activity needs its own blend of essential conditions to support our wellbeing that cover Air, Temperature, Light, Sound, Movement, and Materials whilst forging a strong connection with all aspects of Nature.

The Studio uniquely brings these elements together in a package that is functional, beautiful, natural and above all ecological.

Savanna. Be in your best space.



Designed for superior experiences

We developed the Savanna to be the best space for you to create enjoyable experiences from work to leisure whilst keeping you healthy and happy.

Be inspired and focused

To achieve a state of flow and immerse yourself fully in your work or hobby without distraction, it's essential to eliminate unwanted noise. Our combination of high-end materials and unique organic design offers excellent interior acoustics, privacy, and noise cancellation.

Sharing your ideas

In today's modern workplace, having the right tools and environment is essential for impactful and engaging communication with colleagues and customers. High-quality studio lighting, paired with a comfortable setting and outstanding acoustics, creates the ideal stage for you to perform at your best.

Taking a break

Rejuvenate your body and mind by relaxing on your floating terrace or retreating indoors for a power nap. The soothing sounds and scents of nature, combined with calming lighting and optimal thermal and air conditions, will elevate your energy levels.

Our Brand

Grounded in nature

The term 'biophilia', popularized by biologist Edward Wilson (Biophilia, 1984) describes the natural tendency and desire of humans to connect with nature and natural systems.

That we are genetically predisposed to prefer certain types of nature and natural scenery, specifically the savanna, was posited by Gordon Orians and Judith Heerwagen in their 'Savanna Hypothesis' of 1986.

It suggests that we have a natural preference for savanna landscapes, reminiscent of the environments where our ancestors thrived.



savanna

6 Wellbeing Essentials

Essential space conditions to maximise our performance and health



Sound

Control privacy and quality through insulation, absorption and deflection



Air

Air quality, humidity, freshness, purity and scent are vital to our health and performance



Light

Exposure to the correct lighting conditions depending on our activity and body clock



Temperature

Regulation of the right temperature for maximum comfort all year round



Movement

Promoting an ergonomic environment and encouraging physical movement



Material


Use of materials that cause no harm to us or the planet and support the other essentials

Mass Timber

The core structure of the floor, walls, and ceiling is made from 5 ply Cross Laminated Timber (CLT) that comes with a huge range of benefits over traditional building materials such as concrete, bricks and steel.

Why CLT?

- Lightweight yet strong
- Faster production times
- Acoustic performance as an insulator
- Precision fitment leads to increased energy efficiency
- Great thermal performance even without additional insulation
- Exceptional fire resistance
- Beautiful natural wood finish on the visible interior side eliminates the need for painting
- Does not rot nor mold
- Sourced from sustainably managed forests
- Sequesters carbon
- 100% recyclable



Attributes



Biophilic

Our products have a deep connection with nature in materials and design



Wellbeing

Built with your wellbeing in mind covering 6 essentials including light and sound



Prefab

Crafted in a modern workshop to exacting standards and delivered straight to you



Ecological

We only use the most ecological materials to make you and our planet happy



Customise

Open to your imagination to make it as individual as you are and to support your activities



Accessorise

Expanding range of unique accessories that complement the overall experience



Durable

Built tough to outlast most brick-and-mortar buildings to be enjoyed for decades



Moveable

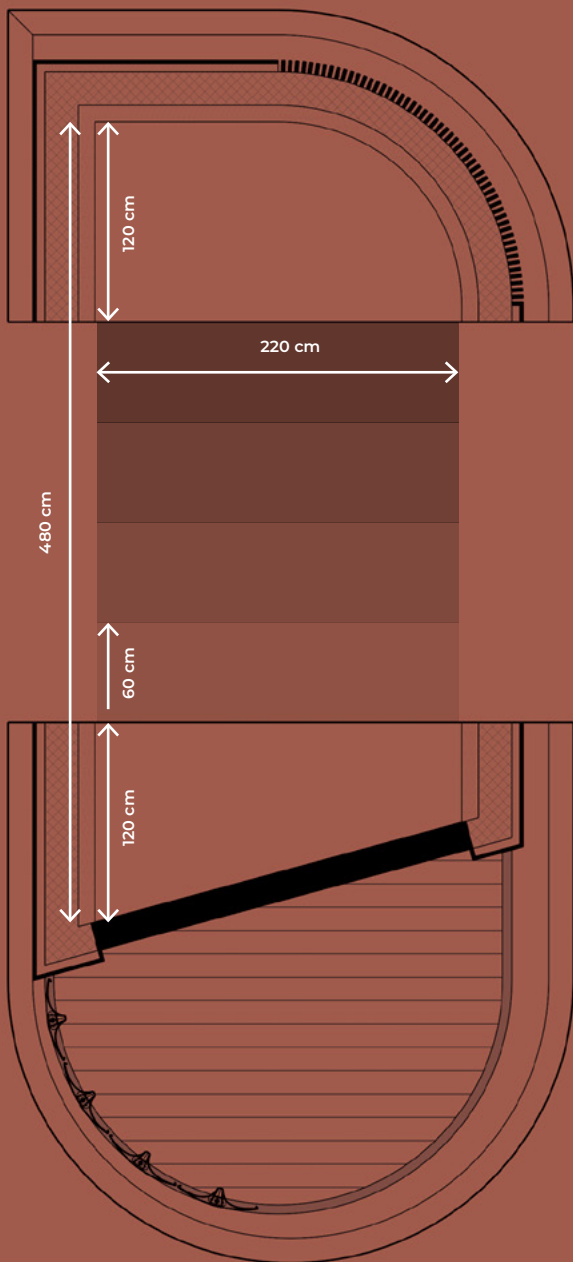
Effortless to install in a single day and easy to move in the future if you relocate



EASI

Based on the EASI framework for healthy and productive spaces for work, play and living

Configuration Process | Space



Shown is a 220 cm interior width and 480 cm length Studio with angled entrance and regular sized terrace with 4 privacy blades.

Step 1: Space

The first step in the process is to decide Studio size and orientation to accommodate your space needs and plot size.

Interior Width

There are two interior widths available:

220 cm

280 cm

Interior Length

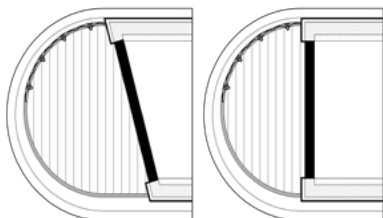
This is determined by the back wall, the longest of the two walls and starts from 300 cm and goes up in increments of 60 cm.

Orientation

The standard orientation is for the covered terrace to be positioned on the left and the outer curved wall on the right. This orientation can be flipped to accommodate your plot.

Entrance

The covered terrace typically serves as the entrance with either a sliding or bi-fold window. This entrance can be selected at an 75° angle which improves interior acoustics and the amount of light entering the Studio, or at a right angle in instances where the occupant wants to maximise interior space.



Step 2: Terrace

The 'floating' steel terrace is available in 4 different sizes for each width of Studio.

- Regular with straight entrance
- Regular with angled entrance
- Large with straight entrance
- Large with angled entrance


Planks

Wooden planks that are beautifully inlaid into the terrace frame can be selected in a wide selection of colours and in either smooth or grooved variants. We recommend that you choose a finish that is consistent with the facade.



Frame


The steel terrace frame can be powder coated in a range of colours and finishes. We encourage that you choose a finish that is the same colour as the window frames for a coherent look.



Privacy Blades

Optional rotating blades can be installed to offer privacy and additional shade. They can be powder coated in a spectrum of colours and finishes although we advise that you select a hue that is close to the zinc roofline.

Privacy blade with circular perforations



Angled regular terrace with 4 blades



Pigmento Red

Quartz

Pigmento Brown

Pigmento Blue

Pigmento Green


Step 3: Roof & Facade

Roofline

The roofline is an iconic part of the Studio consisting of interlocking zinc panels that envelop the roof. These zinc panels are available in a wide range of standard and exclusive colours.

Facade

The wooden facade has the largest surface area of colour on the outside. You can choose from our standard or premium ranges of wood in an array of finishes.



Green Roof

An optional sedum (green) roof acts as a micro-climate for wildlife, boosts thermal performance and purifies surrounding air.





Step 4: Windows & Doors

Our aluminium windows and doors come with double pane safety, acoustic and solar control glass and can be selected in a range of neutral, dark and bright colours.



Sunscreens

Adding sunscreens in front of the windows reduces heat gain inside the Studio on sunny days, leading to greater energy efficiency and lower cooling costs. It also helps protect the interior from harmful UV rays, preserving furniture and reducing glare, while maintaining natural light.




Step 5: Interior

Flooring

To minimise noise, provide additional comfort and continue the biophilic theme, the Studio comes with beautiful cork flooring in a range of natural colours and patterns.

Pegboard

Some of the walls in the Studio can be processed with a pattern of 20 mm holes that not only provide additional acoustical advantages but are purposeful to mount hooks, shelves, and other accessories.



Furniture & Amenities

From simple storage space and shelves to the addition of a kitchenette and bathroom, our range of built-in furniture and amenity solutions can be beautifully and seamlessly integrated into your interior.



Aluminium recessed spot matt black



Aluminium recessed spot matt white

Step 6: Lighting

We understand the importance of exceptional lighting that support your mood and activities.

Outdoor

- Terrace pendant
- Roofline (soffit) accent
- Signage


All our exterior lighting is warm white (2700K) and dimmable unless otherwise specified.

Indoor

- Recessed or surface mounted spots
- Circular diffuse studio light
- Stage light
- Accent lighting

All our interior lighting is warm white (2700K) and dimmable unless otherwise specified.

Upgrades to lighting where the light temperature and colour can be adjusted to achieve unique moods or circadian lighting are available with the addition of the home automation package.



Step 7: Technology

Beyond the space itself, our core technology packages bring the Studio to life in ways you can only imagine.

Heating & Cooling

Although the Studio has been built with exceptional standards and materials to passively keep interior temperatures at optimum levels all year round, a powerful, efficient and silent air-to-air heat pump comes as standard to control heating, cooling and air filtration.

Sockets

Our standard sockets can be upgraded to include USB A + C charge points so you never run out of juice.

Cable Management

An optional floor trunking system brings ease of connectivity to the entire space whilst minimising clutter.

Data

Our engineers can suggest and install the appropriate routers and WAPs based on your requirements.

Home Automation

We use a well regarded home automation system that seamlessly integrates a range of key systems from lighting and temperature control to security, access and entertainment.

Standard Equipment

- Mass timber construction in 5 ply CLT (Cross Laminated Timber) visible quality and treated.
- High performing wood wool insulation.
- Zinc roofline detail available in 6 colours.
- Premium thickness EPDM roof with recessed zinc downpipe.
- Platowood spruce facade available in a range of finishes including natural, grey, black, and colours.
- Natural, comfortable and high wearing cork flooring in a range of colours and patterns.
- Built-in lifting hooks for transport.
- Floating steel terrace frame with spruce flat or grooved wooden planks. Wide selection of colours and finishes. *
- Aluminium sliding window with double pane safety, acoustic and solar control glass and integrated vent. Wide selection of colours and finishes.
- Technical cupboard with lockable door.
- Interior sockets and switches in matt black or white.
- Exterior weatherproof sockets.
- Interior recessed LED spots 2700K (warm white) dimmable in matt black or white.**
- Premium air-to-air heat pump for heating and cooling in matt black or white.
- Savanna Welcome Pack

Optional Equipment

Contact us to explore our full range of options for the Studio.

*Terrace frame can be removed

**Other fixed colour temperatures can be requested at no additional cost.





Our Process

- 1. Discovery**

We start the process by understanding your space needs and answer any question you may have.
- 2. Configuration**

Based on the size of the site and your requirements, we can determine the right configuration and spec for your Studio.
- 3. Permit**

If a building permit is necessary, we can send you Studio plans and elevations to help you in that process.
- 4. Approval**

A final build cost including foundation, transportation and installation will be sent over to you to review and approve.
- 5. Manufacturing**

Depending on materials availability and capacity, a build slot will be assigned for your Studio and a project plan is shared.
- 6. Preparation**

The site will need to be prepped and levelled along with readying utility connections before installation.
- 7. Foundation**

Once the site is prepped, we will arrange to install the foundations before the arrival of the Studio.
- 8. Installation**

The Studio is transported to your site and installed in one day.

Contact

hello@smarterworking.io



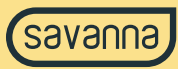
www.savanna.studio



smarter
working



E A S I



Proudly made in Belgium